

QMP-40

DC~40GHz

Features:
 * Durable
 * Low Insertion Loss
 * Low VSWR

Applications:
 * Microwave Test

Specifications

Frequency (GHz)	Pitch (μm)	IL (dB Max.)	VSWR (Max.)	Configuration	Mounting Styles	Connector
DC~40	800	0.5	2	GSG	Cable Mount	2.92mm female

Electrical

Frequency: DC~40GHz
 Impedance: 50Ω
 Dielectric Withstand Voltage: 500V rms

Mechanical

Outer Conductor: Gold plated brass
 Inner Conductor: Gold plated beryllium copper
 Mechanical Life: 30K
 Dielectric: PEI, PTFE

Environmental

Operating Temperature: -40~+155°C

How To Order

QMP-40-V-W-X-Y-Z

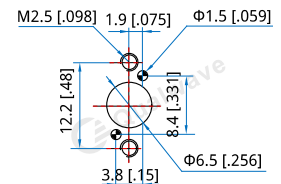
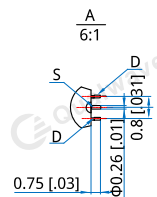
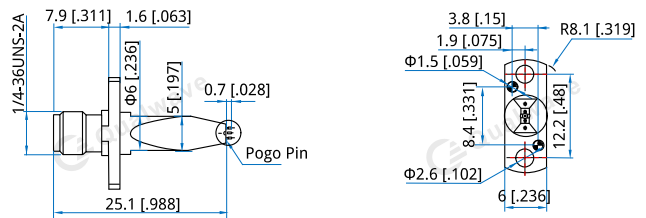
V: Configuration Type.
 W: Pitch in μm
 X: Mounting Styles. Cable Mount: C
 Y: Outer Conductor. Gold plated brass: B
 Z: Inner Conductor. Gold plated beryllium copper: C

Examples:

To order a manual probe, DC~40GHz, GSG, Pitch 800μm, cable mount, Gold plated brass, specify QMP-40-GSG-800-C-B-C.

Customization is available upon request.

Outline Drawings



Unit: mm [inch]
 Tolerance: ±0.25mm [±0.01in]