

QE-0-6000-S-6.5

DC~6GHz, 6.5dB

Features:
 * Low VSWR
 * Small Size

Applications:
 * Amplifier
 * Laboratory Test
 * Instrumentation



Electrical

Frequency: DC~6GHz
 VSWR: 1.2 typ.
 Slope: 6.5dB

Frequency (GHz)	0.01	1	2	3	4	5	6
Insertion Loss (dB typ.)	7	6	4	2.5	1.3	0.7	0.4

Absolute Maximum Ratings*1

RF Input Power: +32dBm

[1] Permanent damage may occur if any of these limits are exceeded.

Mechanical

Size*2: $\Phi 11 \times 20$ mm
 0.433*0.787in

Connectors: SMA

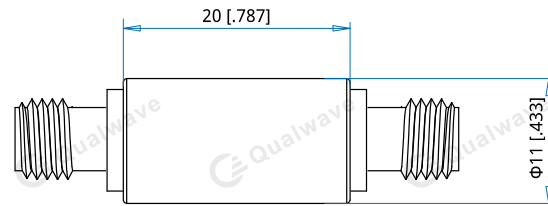
[2] Exclude connectors.

Environmental

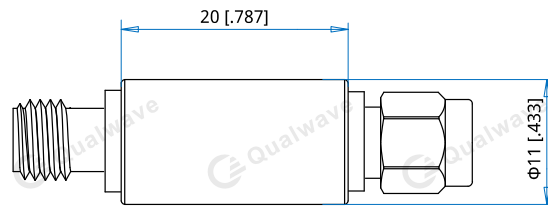
Operating Temperature: -40~+85°C

Non-operating Temperature: -45~+125°C

Outline Drawings



Outline A



Outline B

Unit: mm [in]

Tolerance: ± 0.2 mm [± 0.008 in]

How To Order

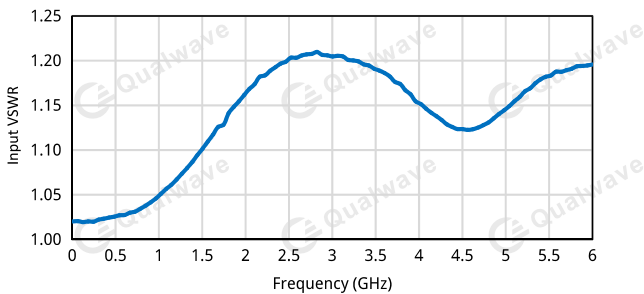
QE-0-6000-S-6.5 - SMA female, SMA female, Outline A

QE-0-6000-SSM-6.5 - SMA female, SMA male, Outline B

Customization is available upon request.

Typical Performance Curves

Input VSWR vs. Frequency



Output VSWR vs. Frequency

