

# QE-0-6000-S-10

DC~6GHz, 10dB

Features:  
 \* Low VSWR  
 \* Small Size

Applications:  
 \* Amplifier  
 \* Laboratory Test  
 \* Instrumentation



### Electrical

Frequency: DC~6GHz  
 VSWR: 1.2 typ.  
 Slope: 10dB

Frequency (GHz)	0.01	1	2	3	4	5	6
Insertion Loss (dB typ.)	11	10	7.2	4.8	3	1.9	1

### Absolute Maximum Ratings\*1

RF Input Power: +31dBm

[1] Permanent damage may occur if any of these limits are exceeded.

### Mechanical

Size\*2:  $\Phi 11 \times 20\text{mm}$   
 0.433\*0.787in

Connectors: SMA

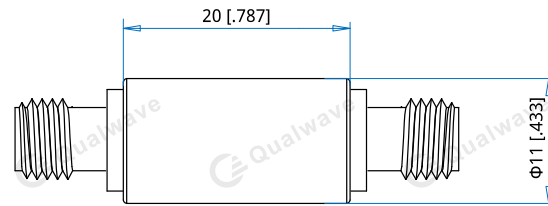
[2] Exclude connectors.

### Environmental

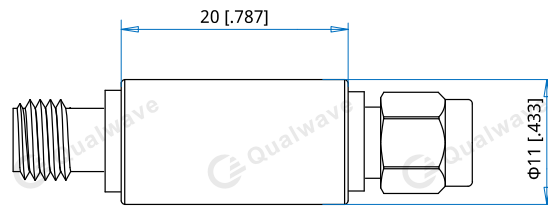
Operating Temperature: -40~+85°C

Non-operating Temperature: -45~+125°C

### Outline Drawings



Outline A



Outline B

Unit: mm [in]

Tolerance:  $\pm 0.2\text{mm}$  [ $\pm 0.008\text{in}$ ]

### How To Order

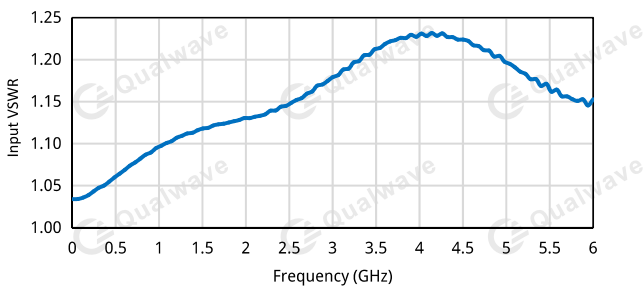
**QE-0-6000-S-10** - SMA female, SMA female, Outline A

**QE-0-6000-SSM-10** - SMA female, SMA male, Outline B

Customization is available upon request.

### Typical Performance Curves

Input VSWR vs. Frequency



Output VSWR vs. Frequency

