

QDDC-500-2000-K8

0.5~2GHz, 800W

Features:

* Low Insertion Loss

Applications:

- * Amplifiers
- * Transmitter
- * Laboratory Test
- * Radar

Electrical

Frequency:	0.5~2GHz
Coupling:	50±0.8dB max.
VSWR (Mainline):	1.35 max.
Insertion Loss:	0.3dB max.
Directivity:	18dB min.
Average Power:	800W CW max.

Mechanical

Size*1:	85*44*26mm 3.346*1.732*1.024in
RF Connectors:	N female, N male
Coupling Connectors:	SMA female
Mounting:	4-Φ5mm through-hole

[1] Exclude connectors.

Environmental

Operating Temperature: -55~+85°C

How To Order

QDDC-500-2000-K8-X-Y

X: Coupling

Y: Connector type

Connector naming rules:

NS - N Female & SMA Female (Outline A)

NMS - N Male & SMA Female (Outline B)

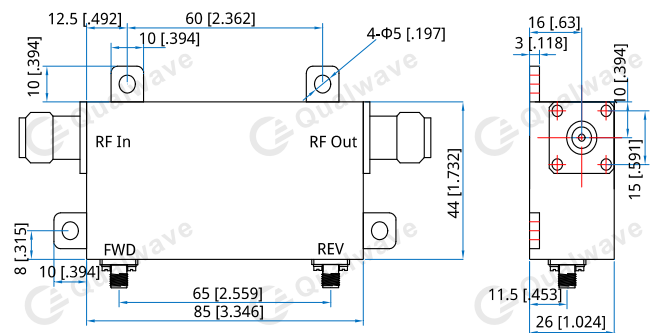
NS-1 - N Male & N Female & SMA Female (Outline C)

Examples:

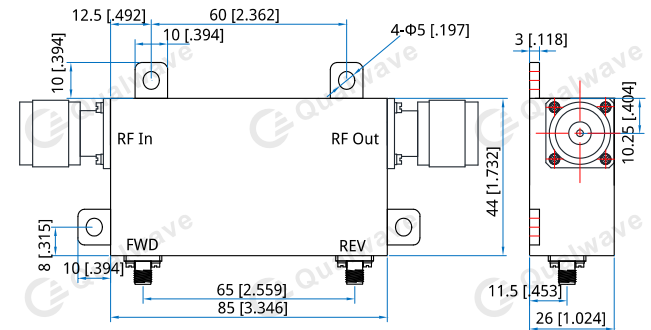
To order a dual directional coupler, 0.5~2GHz, 800W, 50dB, N Female & SMA Female, specify QDDC-500-2000-K8-50-NS.

Customization is available upon request.

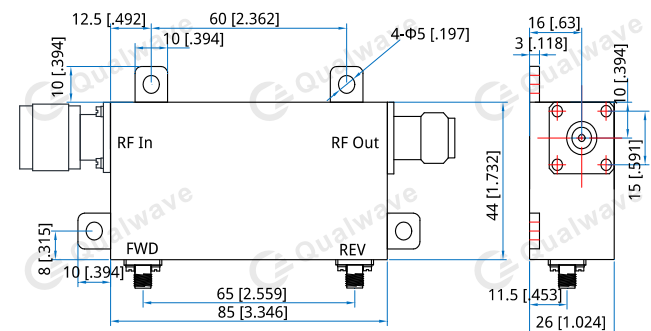
Outline Drawings



Outline A



Outline B



Outline C

Unit: mm [in]

Tolerance: ±0.2mm [±0.008in]