

QELC-K-3

2.92mm, DC~40GHz

- Features:**
- * Low VSWR
 - * No welding
 - * Reusable
 - * Easy installation

- Applications:**
- * Laboratory Test

Electrical

Frequency: DC~40GHz
 VSWR: 1.25 max.
 Impedance: 50Ω

Mechanical

RF Connector: 2.92mm
 Outer Conductor: Passivated stainless steel
 Dielectric: PEI & PTFE
 Inner Conductor: Gold plated beryllium copper

Environmental

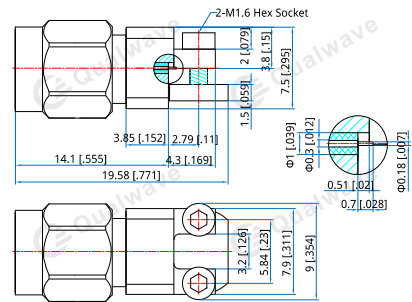
Temperature: -55~+165°C

How To Order

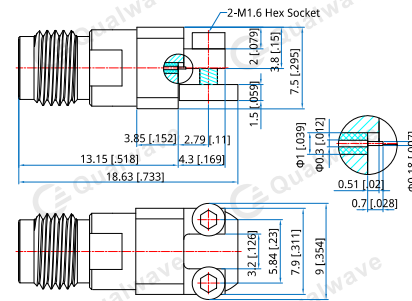
- QELC-K-3 - Outline A
- QELC-KF-3 - Outline B

Customization is available upon request.

Outline Drawings

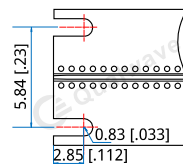


Outline A



Outline B

PCB Layout



Unit: mm [in]
 Tolerance: ±5%
 ±0.2mm [±0.008in](Screw sleeve)