

QCT1850

DC~18GHz, 50W

Features:
 * Low VSWR
 * Broadband

Applications:
 * Transmitters
 * Antennas
 * Laboratory Test
 * Impedance Matching



Electrical

Frequency Range: DC~18GHz
 Average Power^{*1}: 50W@25°C
 Impedance: 50Ω

[1] Derated linearly to 2.5W@120°C.

VSWR

Frequency (GHz)	VSWR (max.)
DC~4	1.20
DC~8	1.25
DC~12.4	1.35
DC~18	1.40

Mechanical

Size^{*2}: Φ64*70mm
 Φ2.52*2.756in
 Connector: N, SMA, TNC

[2] Exclude connectors.

How To Order

QCT1850-X-Y

X: Frequency in GHz

Y: Connector type

Connector naming rules:

N - N male (Outline A)

NF - N female (Outline B)

S - SMA male (Outline C)

SF - SMA female (Outline D)

T - TNC Male (Outline E)

TF - TNC Female (Outline F)

Examples:

To order a termination, DC-12.4GHz, N male, specify

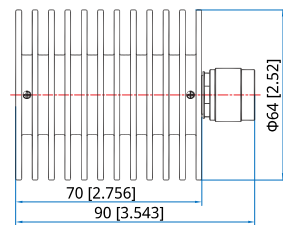
QCT1850-12.4-N.

Customization is available upon request.

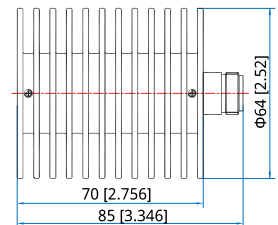
Environmental

Temperature: -55~+125°C

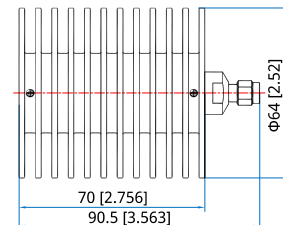
Outline Drawings



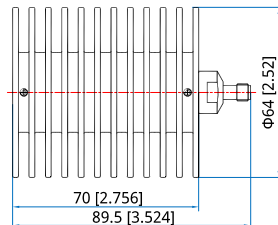
Outline A



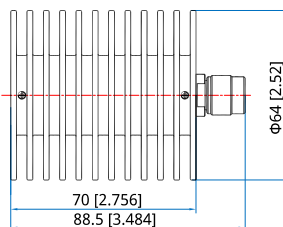
Outline B



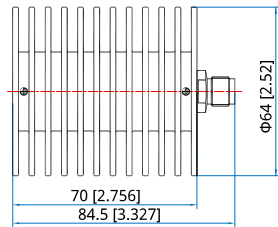
Outline C



Outline D



Outline E



Outline F

Unit: mm [in]

Tolerance: ±0.5mm [±0.02in]