

QRF-2110-2170-60

2.11~2.17GHz, 60dB

- | | |
|---|--|
| Features:
* High Stopband Rejection
* Small Size | Applications:
* Telecom
* Laboratory Test
* Receivers
* Instrumentation |
|---|--|

Electrical


Passband:	DC~2.07GHz 2.21~6GHz
Passband Insertion Loss:	3dB max.
Passband VSWR:	2 typ.
Stopband:	2.11~2.17GHz
Stopband Attenuation:	60dB min.

Mechanical

Size ^{*1} :	165*31*27mm 6.496*1.22*1.063in
RF Connectors:	SMA Female
Mounting:	4-Φ2.4mm through-hole

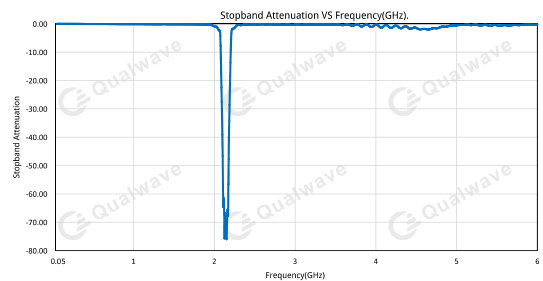
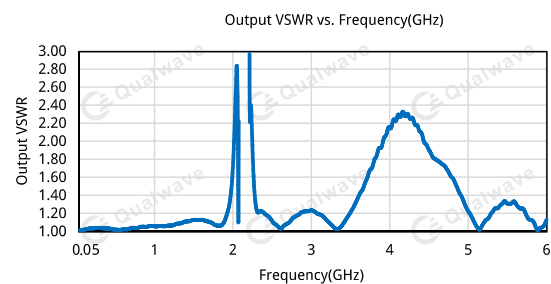
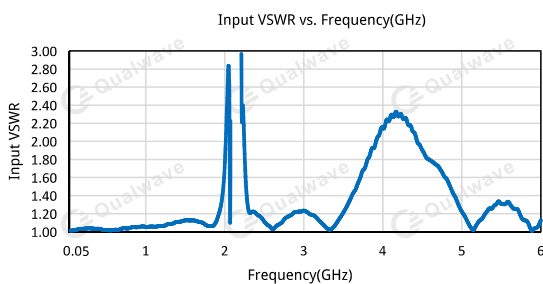
[1] Exclude connectors.

Outline Drawings



Unit: mm [in]
Tolerance: ±0.8mm [±0.031in]

Typical Performance Curves



How To Order

QRF-2110-2170-60

Customization is available upon request.