


QPD2-100-4000-30

2-Way, 0.1~4GHz

Features:
 * Small Size
 * Low Insertion Loss

Applications:
 * Amplifiers
 * Mixers
 * Antennas
 * Laboratory Test



Electrical

Frequency:	0.1~4GHz
Insertion Loss:	2.5dB max.
Input VSWR:	1.3 max.
Output VSWR:	1.2 max.
Isolation:	20dB min.
Amplitude Balance:	±0.2dB
Phase Balance:	±3°
Impedance:	50Ω
Power @SUM Port:	30W max. as divider 2W max. as combiner

Mechanical

Connectors:	SMA Female N Female
-------------	------------------------

Environmental

Operating Temperature:	-35~+75°C
Non-operating Temperature:	-45~+85°C

How To Order

QPD2-100-4000-30-Y

Y: Connector type

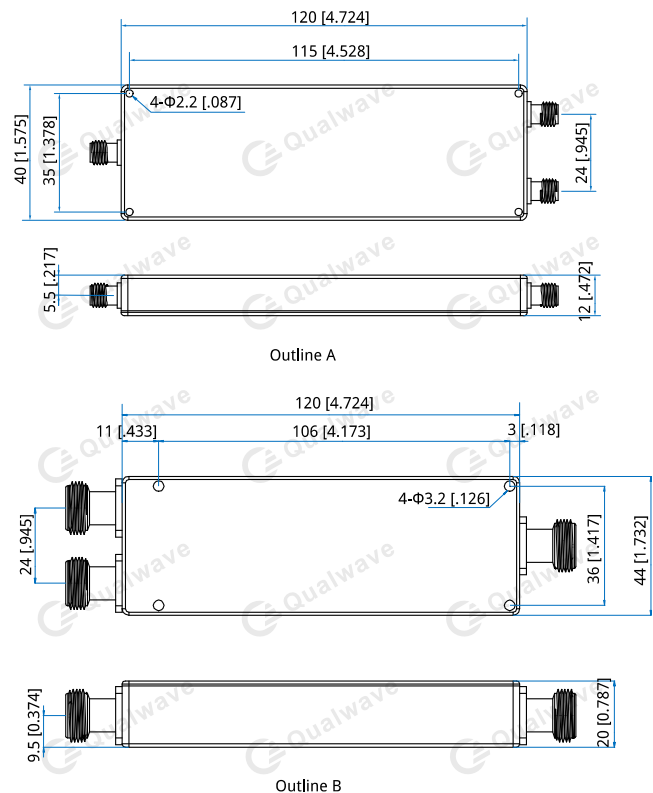
Connector naming rules:
 S - SMA Female (Outline A)
 N - N Female (Outline B)

Examples:

To order a 2-way power divider, 0.1~4GHz, 30W, SMA female, specify QPD2-100-4000-30-S.

Customization is available upon request.

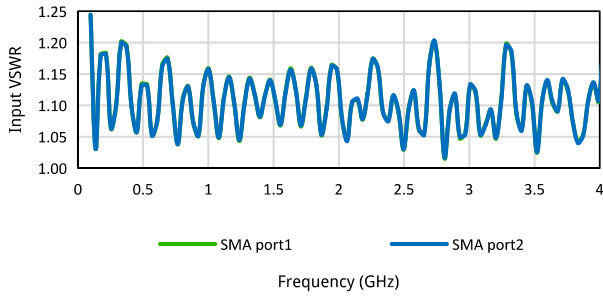
Outline Drawings



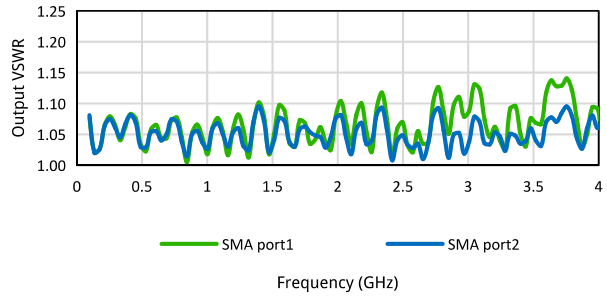
Unit: mm [in]
 Tolerance: ±0.5mm [±0.02in]

Typical Performance Curves

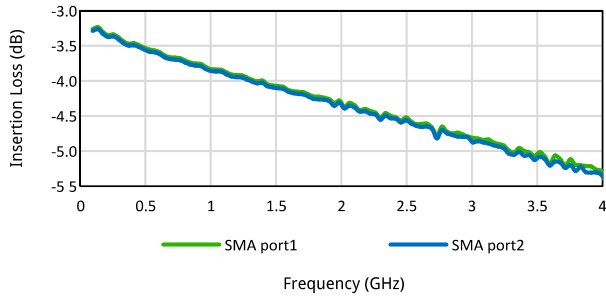
Input VSWR vs. Frequency



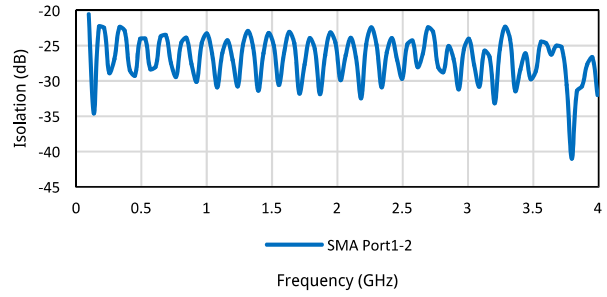
Output VSWR vs. Frequency



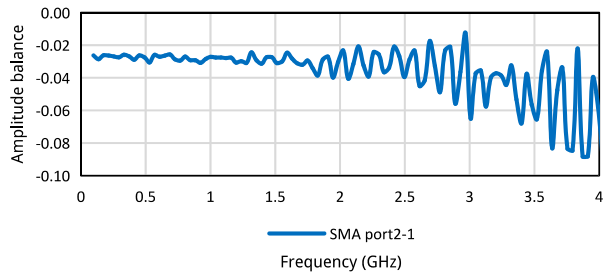
Insertion Loss vs. Frequency



Isolation vs. Frequency



Amplitude balance vs. Frequency



Phase balance vs. Frequency

