

QPD2-1-700-2

2-Way, 1~700MHz

Features:
 * Small Size
 * Low Insertion Loss

Applications:
 * Amplifiers
 * Mixers
 * Antennas
 * Laboratory Test



Electrical

Frequency:	1~700MHz
Insertion Loss:	0.75dB max.
Input VSWR:	1.3 max. @1~500MHz 1.4 max. @500~700MHz
Output VSWR:	1.2 max.
Isolation:	19dB min.
Amplitude Balance:	±0.1dB
Phase Balance:	±1°
Impedance:	50Ω
Power @SUM Port:	2W max. as divider 1W max. as combiner

Mechanical

Size ^{*1} :	28*28*12.7mm 1.102*1.102*0.5in
Connectors ^{*2} :	SMA Female SMP Male
Mounting:	2-Φ2.8mm through-hole

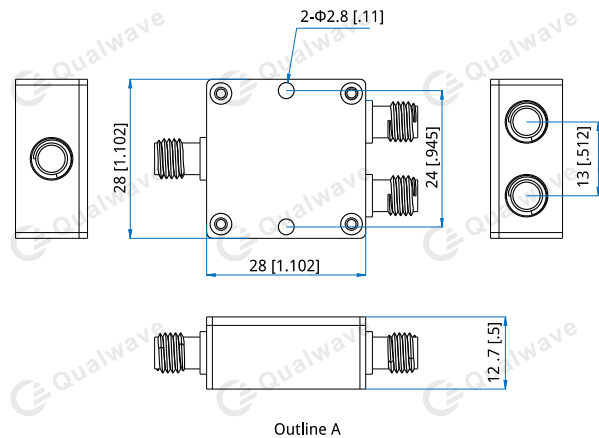
[1] Exclude connectors.

[2] Female connectors can be replaced with male connectors on request.

Environmental

Operating Temperature:	-35~+75°C
Non-operating Temperature:-	-45~+85°C

Outline Drawings



Unit: mm [in]

Tolerance: ±0.5mm [±0.02in]

How To Order

QPD2-1-700-2-Y

Y: Connector type

Connector naming rules:

S - SMA Female (Outline A)

P - SMP Male

Examples:

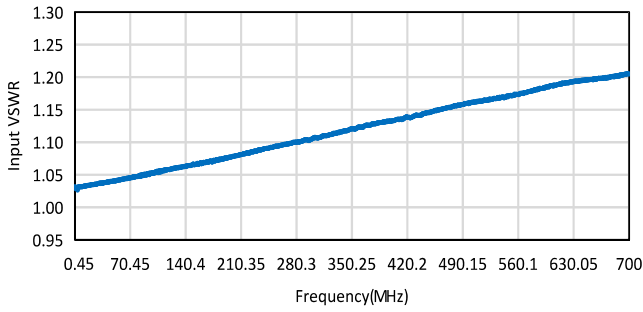
To order a 2-way power divider, 0.001~0.7GHz, 2W, SMA female, specify QPD2-1-700-2-S.

Customization is available upon request.

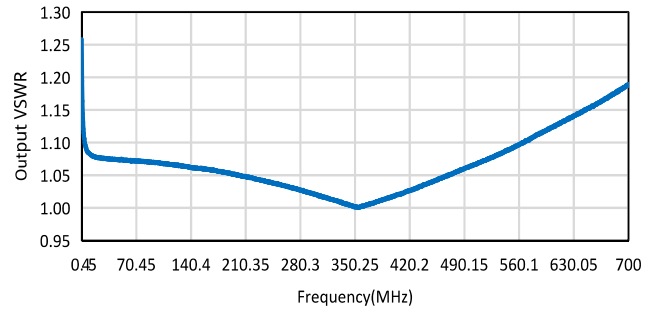
Typical Performance Curves

SMA

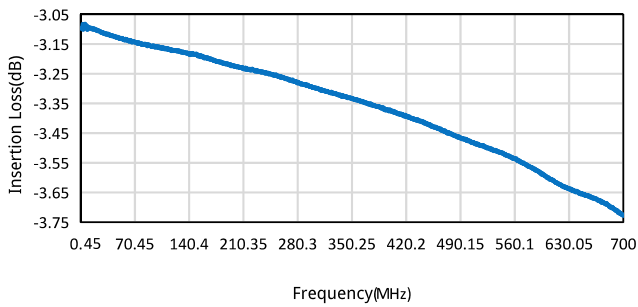
Input VSWR vs. Frequency



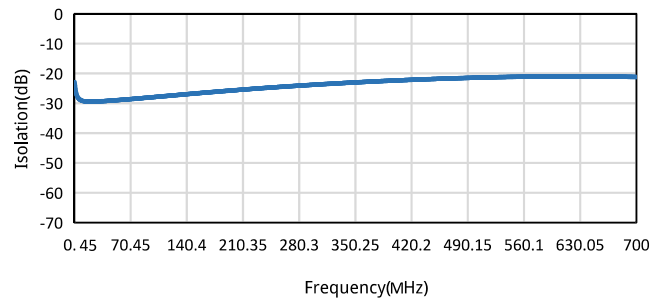
Output VSWR vs. Frequency



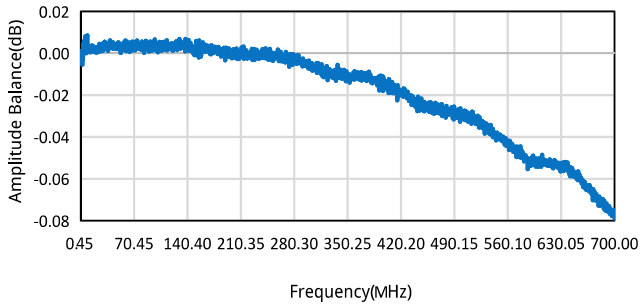
Insertion Loss vs. Frequency



Isolation vs. Frequency



Amplitude Balance vs. Frequency



Phase Balance vs. Frequency

